

## Examination Lamp

# JD1100L Mobile Type

The sleek, powerful, efficient, precise light

The next generation of examination lighting has arrived. Outpatient LED Exam Light is the perfect low-maintenance, top-performing light for most examination applications in the hospital, physician's office, surgery center and veterinary field.

### Designed for patient comfort and ease of use

- LED sources provide virtually heat-free light for patient comfort
- High quality light for accurate color rendition
- Modularity for ease of installation and assembly

### Technical Specifications:

- Voltage:AC95V~245V
- MAX Power:7W
- LED Bulb Life:50000hrs(CREE Original)
- Color Temperature:4500~5500K
- Facula Diameter:15~270mm
- LED Intensity Illuminance:>45000LUX
- Lumen:840LM
- Switch Type:Foot Switch
- Spot Size Adjustable
- Max Height:1.8~1.9M
- Wheels : 5 Wheels With Brakes
- Material:Aluminum
- Package Details:57\*47\*18cm



## Examination Lamp

# JD1200L Mobile Type

The sleek, powerful, efficient, precise light


The next generation of examination lighting has arrived. Outpatient LED Exam Light is the perfect low-maintenance, top-performing light for most examination applications in the hospital, physician's office, surgery center and veterinary field.

### Designed for patient comfort and ease of use

- LED sources provide virtually heat-free light for patient comfort
- High quality light for accurate color rendition
- Modularity for ease of installation and assembly

### Technical Specifications:

- Voltage:AC95V~245V
- MAX Power:12W
- LED Bulb Life:50000hrs(CREE Original)
- Color Temperature:4500~5500K
- Facula Diameter:15~270mm
- LED Intensity Illuminance:45000~65000LUX
- Lumen:1440LM
- Spot Size & Brightness Adjustable
- Max Height:1.8~1.9M
- Wheels : 5 Wheels With Brakes
- Material:Aluminum
- Package Details:57\*47\*18cm



# DentalDeal

## Examination Lamp

### JD1100 Mobile Type

The sleek, powerful, efficient, precise light

The next generation of examination lighting has arrived. Outpatient LED Exam Light is the perfect low-maintenance, top-performing light for most examination applications in the hospital, physician's office, surgery center and veterinary field.

#### Designed for patient comfort and ease of use

- LED sources provide virtually heat-free light for patient comfort
- High quality light for accurate color rendition
- Modularity for ease of installation and assembly

#### Technical Specifications:

- Voltage:AC95V~245V
- MAX Power:3W
- LED Bulb Life:50000hrs(CREE Original)
- Color Temperture:4500~5500K
- Facula Diameter:75~205mm
- LED Intensity Illuminance:>30000LUX
- Lumen:360LM
- Max Height:1.8~1.9M
- Wheels : 5 Wheels With Brakes
- Material:Aluminum
- Package Details:57\*47\*18cm



# DentalDeal

## Examination Lamp

### JD1500 Mobile Type

The sleek, powerful, efficient, precise light



The next generation of examination lighting has arrived. Outpatient Exam Light is the perfect low-maintenance, top-performing light for most examination applications in the hospital, physician's office, surgery center and veterinary field.

#### Designed for patient comfort and ease of use

- Light sources provide virtually heat-free light for patient comfort
- High quality light for accurate color rendition
- Modularity for ease of installation and assembly

#### Technical Specifications:

- Voltage:AC95V~245V
- MAX Power:35w
- Halogen Bulb:12V/35W(2Bulbs In Package)
- Color Temperture:3300~3600k
- Facula Diameter:60~302mm
- LED Intensity Illuminance:>35000LUX
- Max Height:1.8~1.9M
- Wheels : 5 Wheels With Brakes
- Material:Aluminum
- Package Details:57\*47\*18cm



# JD1100G Wall Mounted Type

The sleek, powerful, efficient, precise light


The next generation of examination lighting has arrived. Outpatient LED Exam Light is the perfect low-maintenance, top-performing light for most examination applications in the hospital, physician's office, surgery center and veterinary field.

### Designed for patient comfort and ease of use

- LED Light sources provide virtually heat-free light for patient comfort
- High quality light for accurate color rendition
- Modularity for ease of installation and assembly

### Technical Specifications:

- Voltage:AC95V~245V
- MAX Power:7w
- LED Bulb Life:50000hrs(CREE Original)
- Color Temperture:4500~5500k
- Facula Diameter:15~270MM
- LED Intensity Illuminance:>45000LUX
- Lumen:840LM
- Pipe Length:70CM,80CM,90CM
- Wall Mounted
- Material:Aluminum
- Package Details:57\*39\*14cm



# JD1200J Clip On Type

The sleek, powerful, efficient, precise light

The next generation of examination lighting has arrived. Outpatient LED Exam Light is the perfect low-maintenance, top-performing light for most examination applications in the hospital, physician's office, surgery center and veterinary field.

### Designed for patient comfort and ease of use

- LED Light sources provide virtually heat-free light for patient comfort
- High quality light for accurate color rendition
- Modularity for ease of installation and assembly

### Technical Specifications:

- Voltage:AC95V~245V
- MAX Power:12W
- LED Bulb Life:50000hrs(CREE Original)
- Color Temperture:4500~5500k
- Facula Diameter:10~270MM
- LED Intensity Illuminance:45000~65000LUX
- Lumen:1440LM
- Pipe Length:70CM,80CM,90CM
- Clip On Type For Hospital Bed,Dental Chair,ICU Room
- Material:Aluminum
- Package Details:57\*39\*14cm



# DentalDeal

## Examination Lamp

# JD1600L Mobile Type

The sleek, powerful, efficient, precise light

The next generation of examination lighting has arrived. Outpatient LED Exam Light is the perfect low-maintenance, top-performing light for most examination applications in the hospital, physician's office, surgery center and veterinary field.

### Designed for patient comfort and ease of use

- LED sources provide virtually heat-free light for patient comfort
- High quality light for accurate color rendition
- Modularity for ease of installation and assembly

### Technical Specifications:

- Voltage:AC95V~245V
- MAX Power:15W
- LED Bulb Life:50000hrs(CREE Original)
- Color Temperture:4500~5500K
- Facula Diameter:15~270mm
- LED Intensity Illuminance: 65000~85000LUX
- Lumen:1440LM
- Switch Type:Foot Switch
- Spot Size Adjustable
- Max Height:1.8~1.9M
- Wheels : 5 Wheels With Brakes
- Material:Aluminum
- Package Details:57\*47\*18cm



# DentalDeal

## Examination Lamp

# JD1600J Clip On Type

The sleek, powerful, efficient, precise light

The next generation of examination lighting has arrived. Outpatient LED Exam Light is the perfect low-maintenance, top-performing light for most examination applications in the hospital, physician's office, surgery center and veterinary field.

### Designed for patient comfort and ease of use

- LED Light sources provide virtually heat-free light for patient comfort
- High quality light for accurate color rendition
- Modularity for ease of installation and assembly

### Technical Specifications:

- Voltage:AC95V~245V
- MAX Power:15W
- LED Bulb Life:50000hrs(CREE Original)
- Color Temperture:4500~5500k
- Facula Diameter:15~170MM
- LED Intensity Illuminance: 65000~85000LUX
- Lumen:1440LM
- Pipe Length:70CM,80CM,90CM
- Clip On Type For Hopistal Bed,Dental Chair,ICU Room
- Material:Aluminum
- Package Details:57\*39\*14cm

